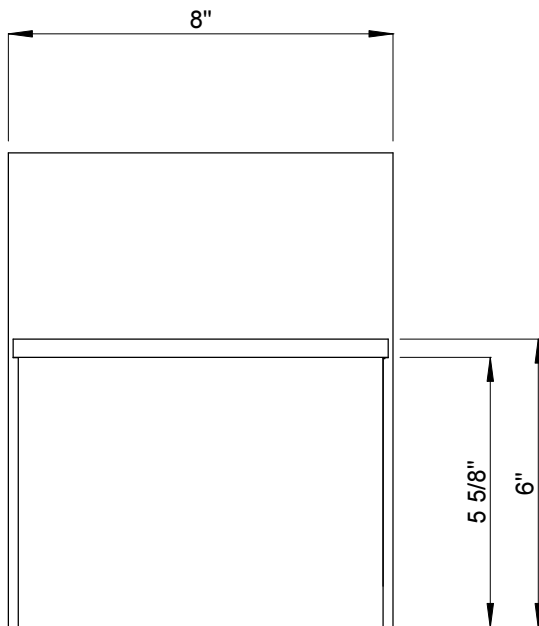
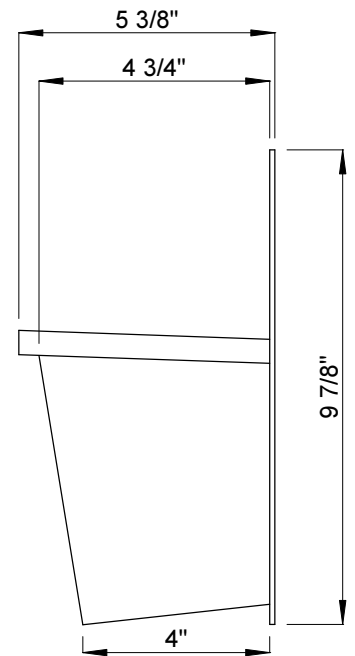


EXTERIOR HALF-SIZE (8") WALLTER

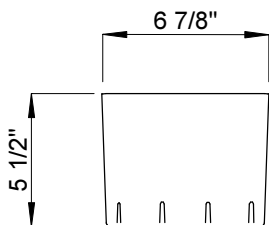
LW-W-5



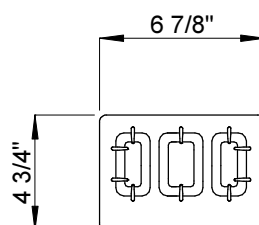
1 FRONT VIEW
3" = 1'-0"



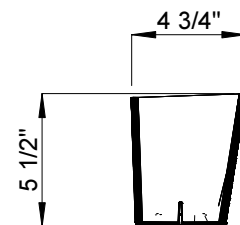
2 SIDE VIEW
3" = 1'-0"



3 INSERT - FRONT VIEW
1 1/2" = 1'-0"



4 INSERT - TOP VIEW
1 1/2" = 1'-0"



5 INSERT - SIDE VIEW
1 1/2" = 1'-0"

NOTES:

1. EXTERIOR WALLTERS COME STANDARD WITH BOTTOM-DRAINAGE
2. EXTERIOR WALLTERS ARE AVAILABLE IN FULL SIZE (16") AND HALF-SIZE (8")
3. EXTERIOR WALLTERS COME IN SIX STANDARD COLORS:
 1. SAND
 2. COOL GRAY
 3. CEDAR
 4. SAGE GREEN
 5. DARK GREEN
 6. SALSA
4. ALL WALLTERS ARE MADE FROM HIGH-IMPACT PLASTIC, WITH 20% RECYCLED POST-CONSUMER CONTENT AND NO VOC'S
5. VOLUME OF EXTERIOR WALLTER IS APPROXIMATELY 0.25 C.F.

LiveWall® BRAND

LiveWall, LLC
(877) 554-4065

www.livewall.com

P.O. Box 533
Spring Lake, MI 49456
USA